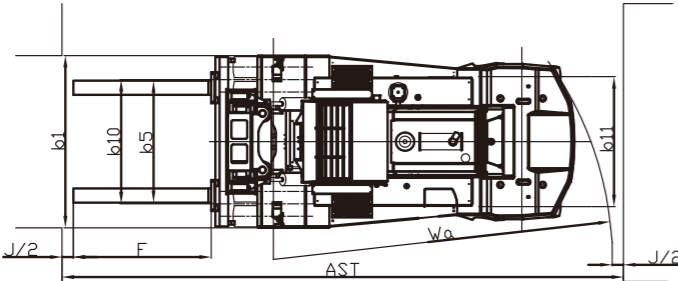
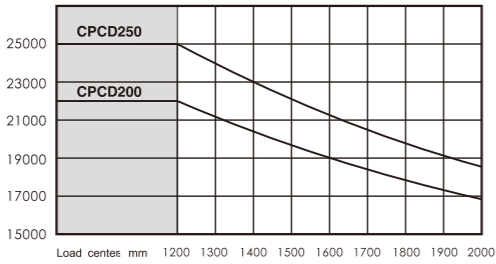
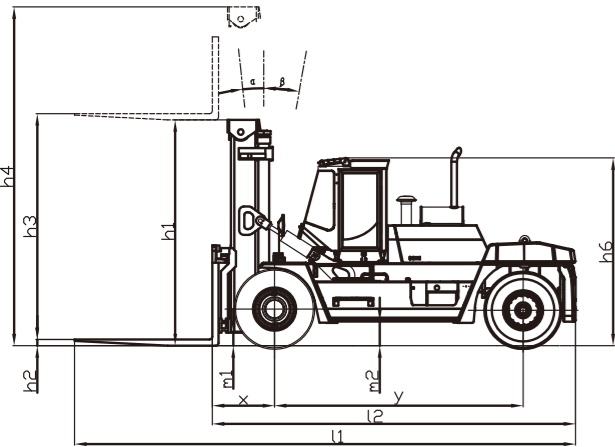


Heavy IC Forklift Truck

Distinguishing mark	1.1	Manufacturer		HANGCHA GROUP CO.,LTD.			
	1.2	Manufacturer's type designation		CPCD200-W36	CPCD200-W50	CPCD250-W36	CPCD250-W50
	1.3	Drive: electric (battery or mains), diesel, petrol, fuel gas		Diesel	Diesel	Diesel	Diesel
	1.4	Operator type: hand, pedestrian, standing, seated, order-picker		Seated	Seated	Seated	Seated
	1.5	Rated capacity/rated load	Q (kg)	20000	20000	25000	25000
	1.6	Load centre distance	c (mm)	1200	1200	1200	1200
	1.8	Load distance, centre of drive axle to fork	x (mm)	1100	1100	1100	1100
	1.9	Wheelbase	y (mm)	4400	4400	4400	4400
Weight	2.1	Service Weight	kg	33500	33500	35500	35500
Types, chassis	3.2	Tyre size, front		14.00-24-24PR	14.00-24-24PR	14.00-24-28PR	14.00-24-28PR
	3.3	Tyre size, rear		14.00-24-24PR	14.00-24-24PR	14.00-24-28PR	14.00-24-28PR
	3.5	Wheels, number front / rear (x = driven wheels)		4x/2	4x/2	4x/2	4x/2
	3.6	Tread, front	b10 (mm)	2200	2200	2200	2200
Dimensions	3.7	Tread, rear	b11 (mm)	2300	2300	2300	2300
	4.1	Tilt of mast/fork carriage forward/backward	α/β(°)	6/10	6/10	6/10	6/10
	4.2	Height, mast lowered	h1 (mm)	4000	4000	4000	4000
	4.3	Free lift	h2 (mm)	110	110	110	110
	4.4	Lift	h3 (mm)	4000	4000	4000	4000
	4.5	Height, mast extended	h4 (mm)	6000	6000	6000	6000
	4.7	Height of cabin	h6 (mm)	3380	3380	3380	3380
	4.19	Overall length	l1 (mm)	8810	8810	8810	8810
	4.20	Length to face of forks	l2 (mm)	6370	6370	6370	6370
	4.21	Overall width	b1 (mm)	3050	3050	3050	3050
	4.22	Fork dimensions ISO 2331	s/e/l (mm)	2440x250x110	2440x250x110	2440x250x110	2440x250x110
	4.25	Distance between fork-arms	bs (mm)	900/2600	900/2600	900/2600	900/2600
	4.31	Ground clearance, laden, below mast	m1 (mm)	300	300	300	300
	4.32	Ground clearance, centre of wheelbase	m2 (mm)	450	450	450	450
Performance Data	4.35	Turning radius	Wa (mm)	6000	6000	6000	6000
	5.1	Travel speed, laden/unladen	km/h	25/28	25/28	25/28	25/28
	5.2	Lift speed, laden/unladen	m/s	0.3/0.33	0.3/0.33	0.3/0.33	0.3/0.33
	5.5	Drawbar pull, laden/unladen	N	160000/-	160000/-	160000/-	160000/-
	5.7	Gradeability, laden/unladen	%	25/-	25/-	25/-	25/-
	5.10	Service brake		Wet disc brake system(WDB)			
		Parking brake		Spring Applied,Hydraulic release multidisc brake(SAHR)			
Combustion-engine	7.1	Engine manufacturer/type		CUMMINS/QSC8.3	CUMMINS/QSL9.0 250	CUMMINS/QSC8.3	CUMMINS/QSL9.0 250
		Emission STD		StageIIIA/Tier3	StageIIIB/Tier4	StageIIIB/Tier3	StageIIIB/Tier4
	7.2	Engine power according to DIN ISO 1585	kw	179	186	179	186
	7.3	Rated speed	min	2200	2200	2200	2200
	7.4	Number of cylinders/displacement	(-) / (cm³)	6/8300	6/8900	6/8300	6/8900
	7.10	Battery voltage/nominal capacity	V/Ah	2x12/150	2x12/150	2x12/150	2x12/150
		Rated torque	N.m/r/min	1085/1500	1085/1500	1085/1500	1085/1500
		Bore x stroke	mm	114x135	114x145	114x135	114x145



20-25t Forklift Mast Specification

Type	Max. fork height		Overall height				Tilt range	
			Lowered		Extended		FWD/RWD	
Wide view mast	mm	mm	mm	mm	mm	mm	(°)	(°)
	20t	25t	20t	25t	20t	25t	20t	25t
	3300	3300	3650	3650	5290	5290	6/10	6/10
	3600	3600	3800	3800	5590	5590	6/10	6/10
	4000	4000	4000	4000	5990	5990	6/10	6/10
	4300	4300	4150	4150	6290	6290	6/10	6/10
	4500	4500	4250	4250	6490	6490	6/10	6/10
	4800	4800	4400	4400	6790	6790	6/10	6/10
	5000	5000	4550	4550	7040	7040	6/10	6/10
	5500	5500	4800	4800	7540	7540	3/6	3/6
	6000	6000	5100	5100	8090	8090	3/6	3/6
	6500	6500	5350	5350	8590	8590	3/6	3/6



Heavy IC Forklift Truck

with capacities of 20,000 to 25,000kg



ZHEJIANG HANGCHA IMP. &EXP. CO., LTD.

Factory site: No. 88, Donghuan Rd., Lin'an Economic Development Zone, Zhejiang, China (311305)

Tel: +86-571-88926735 88926755
Fax: +86-571-88132890 88926789

sales@hcforklift.com
www.hcforklift.com



HANGCHA GROUP CO., LTD. reserves the right to make any changes without notice concerning colors,equipment,or specifications detailed in this brochure, or to discontinue individual models. The colors of trucks, delivered may differ slightly from those in brochures.

2017 VERSION 1/COPYRIGHT 2017/04

The World of Hangcha



Heavy IC Forklift Truck

Environment/
Efficiency/
Economy



Power System

/ Cummins QSC8.3 supercharged engine,Emissions comply with EPA 3 and EU III requirements; High performance, low energy consumption, low speed with high torque,great power reserves. And the engine is equipped with big dimension radiator and suction fan, it reduce the temperature of inlet air and ensure the reliability of cooling system. Using the special peripheral accessories recommend-ed by Cummins,ensure the normal use and maintenance of the engine.

Transmission System

/ ZF micro controller with 3 stage power-shift is to make sure the high reliability. Using the most advanced TCU microelectronic control transmission proportional control valve to achieve uninterrupted power output and automatic transmission, no need the driver manual shift operation. Fault display and conven-ient diagnostic socket, greatly simplifying maintenance and repairs. German Kessler heavy load drive axle, with two stage speed adjust, multi-disc wet service brake system, is fully enclosed system with maintenance free.

Hydraulic System

/ International famous brand hydraulic valve,the main hydraulic pump, the guide handle.Load sensing hydraulic system, reduce the continuous load of engine ; Remote hydraulic control and electric control are simple and convenient. Multiple hydraulic testing points simplify the maintenance work.

Mast

/ Widened duplex mast, reinforced frame, broad vision; Dual valves limit the speed, better security. Sideshifter is the standard configuration.

Brake System

/ USA MICO hydraulic power brake, wet multi-disc service braking and spring action, caliper disc parking brake system with forced cooling by oil, is safe and reliable.

Steering System

/ Single transverse arranged cylinder of steering axle has dual function, full hydraulic power steering, steering has priority, with load sensing function, for easy operation.

Electeical System

/ Implement the latest international, national and industry standards. The OPS using the seat, and to improve driving safety and norms . The use of advanced CAN bus communication system, high reliability, good anti-jamming; The CAN controller collect information of engine, transmission, all types of sensors, pressure switches and faults, and operator can view various information intuitively from the high-performancecolored LCD. The central distribution control box use the product of BASSMANN, compact, beautiful and clear.

Cabin

/ Integral full suspension tilting cabin, connected with the frame through damping rubber, which can shield most of vibration and noise. The tilted cabin which configured wide vision, suspension seat, electric control and hydraulic control joystick, is simple and easy for operation and maintenance. It provides alarge space for drivers legs.

Standard

- | | |
|---------------------------------|------------------------------|
| / Neutral switch | / Rear wiper |
| / Wide view mast | / Speedometer |
| / Gauge of hydraulic level | / Hour meter |
| / 4 Sec. multi-way valve | / Water temperature gauge |
| / Radiator | / Air condition |
| / Pattern oil-resistant tyres | / Fuel gauge |
| / Fuel dipstick | / Cabin |
| / Full hydraulic power steering | / Pin |
| / Self-lock valve | / Fork positioner side shift |
| / Rubber pedal pad | / Hand lamp |
| / Limit lift speed valve | / Horn |
| / Air cleaner | / Mirror |
| / Charge indicator lamp | / Tool box |
| / Oil pressure warning | / Standard fork |
| / OPS | / Standard seat |
| / Pre-heat indicator lamp | / Buzzer |
| / Oil temperature gauge | / Front combination lamp |
| / Front wiper | / Rear combination lamp |

Options

- / Customer painting
- / Working lamp
- / Other dimension fork
- / Rear-view camera
- / Warning lamp
- / Air pre-cleaner



Rema tiller head



Auxiliary wheels are equipped to have better stability



Modern outline design



Tandem load wheel